

SMD POWER INDUCTORS / WDI TYPE

FEATURES


- ◆ The series is a range of miniature, surface-mount.
- ◆ I-core power inductors.
- ◆ Suitable for and reflow soldering.
- ◆ They are designed for use in power applications with restricted PCB space and height.



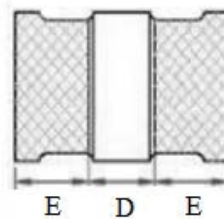
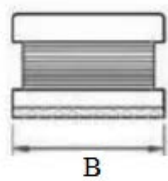
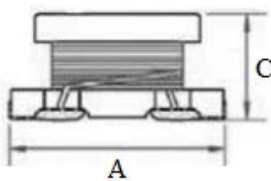
APPLICATIONS

- ◆ Personal computers.
- ◆ Pagers, Cordless phone.
- ◆ High Freq. Communication Products.
- ◆ Disk Drives and computer peripherals.
- ◆ DC power supply circuits.

ORDERING CODE



DIMENSIONS: (UNIT: mm)



| | | |
|---|---------------|-----|
| A | 3.2 ± 0.3 | m/m |
| B | 2.5 ± 0.2 | m/m |
| C | 2.0 ± 0.3 | m/m |
| D | 0.7 (MIN) | m/m |
| E | 0.7 (MIN) | m/m |

SMD POWER INDUCTORS / WDI TYPE

ELECTRICAL CHARACTERISTICS FOR WDI3225

| Part No. | Inductance (μ H) | Test Frequency (MHz) | RDC (Ω) Max | IDC (mA) Max |
|--------------|--------------------------|-------------------------|-------------------------|-----------------|
| WDI3225-1R0□ | 1.0 | 1MHz | 0.500 | 440 |
| WDI3225-1R5□ | 1.5 | 1MHz | 0.600 | 400 |
| WDI3225-2R2□ | 2.2 | 1MHz | 0.800 | 370 |
| WDI3225-3R3□ | 3.3 | 1MHz | 1.000 | 300 |
| WDI3225-4R7□ | 4.7 | 1MHz | 1.200 | 270 |
| WDI3225-5R6□ | 5.6 | 1MHz | 1.300 | 250 |
| WDI3225-6R8□ | 6.8 | 1MHz | 1.500 | 240 |
| WDI3225-8R2□ | 8.2 | 1MHz | 1.600 | 220 |
| WDI3225-100□ | 10 | 1MHz | 1.800 | 190 |
| WDI3225-120□ | 12 | 1MHz | 2.000 | 180 |
| WDI3225-150□ | 15 | 1MHz | 2.200 | 170 |
| WDI3225-180□ | 18 | 1MHz | 2.500 | 160 |
| WDI3225-220□ | 22 | 1MHz | 2.800 | 150 |
| WDI3225-270□ | 27 | 1MHz | 3.100 | 120 |
| WDI3225-330□ | 33 | 1MHz | 3.500 | 110 |
| WDI3225-470□ | 47 | 1MHz | 4.300 | 100 |
| WDI3225-560□ | 56 | 1MHz | 4.900 | 90 |
| WDI3225-680□ | 68 | 1MHz | 5.500 | 85 |
| WDI3225-820□ | 82 | 1MHz | 6.200 | 80 |
| WDI3225-101□ | 100 | 1MHz | 7.000 | 75 |
| WDI3225-121□ | 120 | 1MHz | 8.000 | 70 |
| WDI3225-151□ | 150 | 1MHz | 9.300 | 70 |
| WDI3225-181□ | 180 | 1MHz | 10.200 | 60 |
| WDI3225-221□ | 220 | 1MHz | 11.800 | 60 |
| WDI3225-271□ | 270 | 1MHz | 12.500 | 60 |
| WDI3225-331□ | 330 | 1MHz | 13.000 | 60 |
| WDI3225-391□ | 390 | 1MHz | 22.000 | 50 |
| WDI3225-471□ | 470 | 1MHz | 25.000 | 45 |
| WDI3225-561□ | 560 | 1MHz | 28.000 | 40 |

Notes:

- 1) Test Equipment : HP4284A or WK3260B LCR Meter.
- 2) DCR limits @ 20°C. Test Equipment: CH502BC.



CORE MASTER ENTERPRISE CO., LTD.

<http://www.coremaster.com.tw>